

As on 30th June, 2015 (Un-audited)

**Green Delta Insurance Co. Ltd. And Its Subsidiaries
Consolidated Statement of Financial Position (Un-audited)**

As on 30th June, 2015

	Amount (BDT) In Million		
	As at 30th June, 2015	As at 31st December, 2014	Growth %
FIXED ASSETS :			
Land	869.45	800.00	8.68%
Fixed Assets including building	1,339.87	1,301.60	2.94%
Intangible Assets	4.15	2.61	59.00%
Long term investments	826.46	986.87	-16.25%
Total long term investments	3,039.93	3,091.08	-1.65%
CURRENT ASSETS :			
Short term investments (Shares, securities & Others)	3,102.56	1,770.12	75.27%
Debtors (Including receivable from co-insurer)	1,234.84	1,245.38	-0.85%
Stock of stationery, Stamps	4.45	5.05	-11.88%
Cash & bank balances	452.50	1,565.44	-71.09%
Total current assets	4,794.35	4,585.99	4.54%
CURRENT LIABILITIES :			
Creditors & Accruals	1,326.57	1,297.32	2.25%
Liabilities on account of outstanding claims	253.39	205.68	23.20%
Total Current liabilities	1,579.96	1,503.00	5.12%
Net working capital	3,214.39	3,082.99	4.26%
Net assets	6,254.32	6,174.07	1.30%
FINANCED BY :			
Share capital	806.91	733.55	10.00%
Share Premium	195.10	268.47	-27.33%
Revaluation reserve	2,034.24	2,034.25	0.00%
Reserve & provisions	2,668.77	2,596.30	2.79%
Premium Deposit & Unexpired risk reserve	549.30	541.50	1.44%
Total long term liabilities & equity	6,254.32	6,174.07	1.30%


Chairman

Additional Managing Director & CFO


Director




Managing Director & CEO

Company Secretary

**Green Delta Insurance Co. Ltd. And Its Subsidiaries
Consolidated Statement of Comprehensive Income (Un-audited)**

For the half year ended June 30, 2015

	Amount (BDT) In Million			
	January- June 2015	January- June 2014	April - June 2015	April - June 2014
Gross Premium	1,545.28	1,380.88	824.54	744.97
Re-Insurance Premium	(788.09)	(774.36)	(420.74)	(449.47)
Net Premium	757.19	606.52	403.80	295.50
Re-Insurance Commission	125.43	95.49	51.02	46.97
Management Expenses	(305.65)	(229.07)	(166.89)	(112.44)
Agency Commission	(210.10)	(173.32)	(75.90)	(87.74)
Net Claim	(265.17)	(212.98)	(193.79)	(113.63)
A. Underwriting Result	101.70	86.64	18.24	28.66
Investment Income	97.71	81.37	61.65	30.11
Brokerage Commission and others	34.83	71.89	7.09	42.03
B. Investment and others Income	132.54	153.26	68.74	72.14
Total Income (A+B)	234.24	239.90	86.98	100.80
Management Expenses charged to Profit & Loss A/C	(130.87)	(133.32)	(65.28)	(75.44)
Net profit before Tax	103.37	106.58	21.70	25.36
Provision for Income Tax and others	(30.44)	(36.56)	(8.27)	(10.65)
Net Income after Tax	72.93	70.02	13.43	14.71
Earning Per Share of Tk.10 each	0.90	0.87	0.17	0.18


Chairman

Additional Managing Director & CFO


Director




Managing Director & CEO

Company Secretary

**Green Delta Insurance Co. Ltd. And Its Subsidiaries
Consolidated Cash Flow Statement (Un-audited)**

For the half year ended June 30, 2015

	Amount (BDT) In Million	
	January - June 2015	January - June 2014
Cash flows from operating activities:		
Collection from premium & other income	1,876.20	4,893.70
Payments for management expenses, re-insurance & claims	(1543.30)	(4633.58)
Total Cash flows from operating activities	332.90	260.12
Cash flows from Investing activities:		
Disposal/(Acquisition) of fixed assets	(114.26)	(18.34)
Purchase/(Sale) of Short Term Investment	(84.62)	(17.27)
Disposal/(Acquisition) of long term investment	(7.50)	(9.90)
Total cash flows from investing activities	(206.38)	(45.51)
Cash flows from financing activities:		
Dividend Paid	(102.53)	(95.68)
Payable to clients & others	(26.95)	(8.38)
Total cash flows from financing activities	(129.48)	(104.06)
Net cash flows for the 1st Quarter	(2.96)	110.55
Opening cash & Bank balance	455.45	436.49
Closing cash & Bank balance	452.50	547.04


Chairman

Additional Managing Director & CFO


Director


Managing Director & CEO

Company Secretary

**Green Delta Insurance Co. Ltd. And Its Subsidiaries
Consolidated Statement of changes in shareholders' Equity (Un-audited)**

For the half year ended June 30, 2015

Particulars	Amount (BDT) In Million									
	Share Capital	Share Premium	Reserve for Exceptional Losses	General Reserve	Dividend Equalisation Fund	Foreign Currency Fluctuation	Revaluation Reserve	Investment Fluctuation Fund	Retain Earnings	Total
Balance at 1st January' 2015	733.55	268.47	990.75	170.00	120.00	-	2,034.25	976.93	338.63	5,632.58
Dividend Paid (Last Year)	73.36	(73.36)							(110.03)	(110.04)
Profit after Tax									72.93	72.93
Appropriation to Reserve	-		-	10.00	10.00		-	126.73	(20.00)	126.73
Balance as at June 30, 2015	806.91	195.11	990.75	180.00	130.00	-	2,034.25	1,103.66	281.53	5,720.01
Balance as at June 30, 2014	733.55	268.47	868.51	170.00	120.00	2.91	2,053.02	842.27	247.43	5,306.16

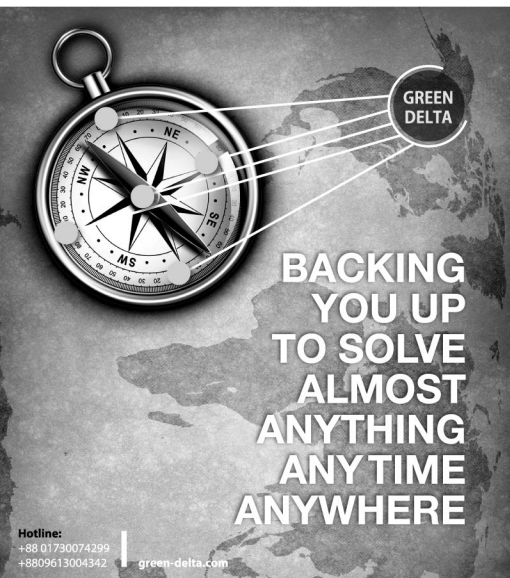

Chairman


Director


Managing Director & CEO


Additional Managing Director & CFO


Company Secretary



GREEN DELTA

BACKING YOU UP TO SOLVE ALMOST ANYTHING ANYTIME ANYWHERE

Hotline:
+88 01750074299
+8809613004342 | green-delta.com