



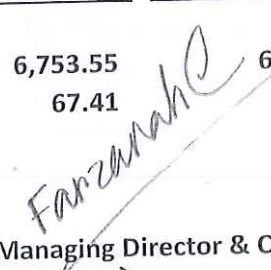


Green Delta Insurance Company Limited
Consolidated Statement of Financial Position (Un-Audited)
As at 30 September 2022

		BDT In Million	
	Notes	As at 30 September 2022	As at 31 December 2021
Fixed assets & long term investments :			
Fixed assets including land	3.01	2,196.18	2174.87
Long term investments		589.25	525.91
Investment in Associates	5.00	90.39	96.43
Total fixed assets & long term investments		2,875.83	2,797.22
Current Assets :			
Short term investments'(Shares, securities & others)		2,763.28	3,273.27
Debtors (Including receivable from co-insurer)		6,400.41	5,918.82
Cash & bank balances		1,651.75	1,514.50
Stock of stationery, Stamps		3.09	2.44
Total current assets		10,818.53	10,709.04
Current liabilities :			
Creditors & accruals		5,589.69	5,393.22
Unclaimed dividend account	9.00	9.01	8.12
Estimated liabilities on account of outstanding claims		322.14	336.20
Premium deposit & un-expired risk reserve		1,019.96	823.48
Total Current liabilities		6,940.80	6,561.03
Net working capital		3,877.72	4,148.01
Net assets		6,753.55	6,945.24
Shareholders' equity :			
Share capital		1,001.88	1,001.88
Share premium		0.14	0.14
Investment fluctuation fund		1,110.22	1,507.02
Reserve & provisions		4,641.30	4,436.19
Total shareholders' equity		6,753.55	6,945.24
NAV		6,753.55	6,945.24
NAVPS		67.41	69.32


 Chairman

 Finance Controller

 Director



 Managing Director & CEO

 Company Secretary

Green Delta Insurance Company Limited
Consolidated Statement of Profit or Loss and Other Comprehensive Income (Un-audited)
For the Period ended 30 September 2022

Particulars	Notes	BDT In Million			
		January - Sep. 2022	January - Sep. 2021	July-Sep. 2022	July-Sep. 2021
Gross premium		3,258.85	2,904.20	1,107.81	960.48
Re-insurance premium		(2010.74)	(1,827.36)	(643.85)	(621.84)
Net premium	10.00	1,248.11	1,076.84	463.96	338.64
Re-insurance commission		452.55	368.39	161.68	110.73
Management expenses		(441.34)	(450.49)	(155.20)	(132.30)
Agency commission		(197.67)	(128.72)	(65.53)	(0.00)
Net claim		(298.05)	(18.05)	(172.75)	(4.38)
Un-expired risk-2021		446.42	397.85	136.14	113.94
Un-expired risk-2022		(526.68)	(446.42)	(197.83)	(136.14)
A. Underwriting profit		683.35	799.41	170.47	290.49
Investment income	11.01	262.38	299.62	55.45	64.43
Brokerage commission and others		113.46	147.52	47.06	69.75
B. Investment and others income		375.84	447.14	102.51	134.18
Total income (A+B)		1,059.18	1,246.55	272.98	424.67
Management expenses charged to profit & loss a/c		(363.82)	(327.98)	(127.04)	(126.90)
Net profit before tax		695.36	918.57	145.94	297.77
Income tax expenses		(211.46)	(354.22)	(46.97)	(121.02)
Net income after tax		483.91	564.35	98.97	176.75
Earning Per Share (EPS)		4.83	5.63	0.99	1.76

Chairman

Director

Managing Director & CEO

Finance Controller

Company Secretary

1000000002147336

Green Delta Insurance Co. Ltd. & its Subsidiaries
Consolidated Statement of changes in shareholders' Equity (Un-audited)
For the Period ended 30 September 2022

BDT In Million

Particulars	Share Capital	Share Premium	Reserve for Exceptional Losses	General Reserve	Dividend Equalisation Fund	Revaluation Reserve	Investment Fluctuation Fund	Retain Earnings	Total
Balance at 1st January 2022	1,001.88	0.14	1,501.25	180.03	110.00	1,062.08	1,507.02	1,582.83	6,945.24
Cash Dividend	-	-	-	-	-	-	-	(341.19)	(341.19)
Profit after tax	-	-	-	-	-	-	-	483.91	483.91
Appropriation to reserve	-	-	62.41	-	-	-	(396.80)	-	(334.39)
Balance as at 30 September 2022	1,001.88	0.14	1,563.65	180.03	110.00	1,062.08	1,110.22	1,725.54	6,753.55
Balance as at 30 September 2021	1,001.88	0.14	1,477.75	180.00	110.00	1,068.27	1,662.90	1,385.22	6,886.16

Chairman



Director




Managing Director & CEO



Finance Controller



Company Secretary




**Green Delta Insurance Co. Ltd. & its Subsidiaries
Consolidated Cash Flow Statement (Un-audited)
For the Period ended 30 September 2022**

Particulars	BDT In Million	
	January - Sep. 2022	January - Sep. 2021
Cash flows from operating activities:		
Collection from premium & other income	8194.93	10082.43
Payments for management expenses, re-insurance & claims	(7350.77)	(9410.96)
Income tax paid	(464.68)	(359.68)
Total cash flows from operating activities	379.48	311.78
Cash flows from Investing activities:		
Disposal/(acquisition) of fixed assets	(33.11)	0.38
Purchase/(sale) of short term investment	398.06	(354.52)
Disposal/(acquisition) of long term investment	(126.66)	(34.19)
Investment fluctuation in Share	(368.10)	0.00
Total cash flows from investing activities	(129.81)	(388.33)
Cash flows from financing activities:		
Dividend paid	(341.19)	(251.84)
Interest paid	(119.78)	(85.49)
Bank overdraft	205.31	534.45
Loan paid	52.63	0.00
Total cash flows from financing activities	(203.03)	197.12
Net cash flows	46.65	120.57
Opening cash & bank balance	1605.10	1429.90
Closing cash & bank balance	1651.75	1550.47
NOCFPS	3.79	3.11

NOCFPS


Chairman


Director


Managing Director & CEO


Finance Controller


Company Secretary