


Green Delta Insurance Company Limited
Consolidated Statement of Financial Position (Un-Audited)
As at 30 September 2023

BDT In Million

	Notes	As at 30 September 2023	As at 31 December 2022
Property Plant & Equipment's (PPE) and Long Term Investment:			
Property plant & equipment's	3.01	2,182.33	2,195.37
Long term investments		868.27	588.41
Investment in Associates	5.00	113.47	87.22
Total PPE and Long Term Investments		3,164.06	2,871.00
Current Assets :			
Short term investments		2,856.14	2,873.16
Sundry debtors (Including receivable from re-insurer)		6,984.58	6,714.14
Cash & bank balances		1,815.17	1,658.11
Stock of stationery, Stamps		8.64	2.04
Total Current Assets		11,664.53	11,247.45
Current Liabilities :			
Sundry creditors		6,402.89	5,951.10
Unclaimed dividend account	8.00	7.52	6.98
Estimated liabilities on account of outstanding claims		198.20	254.46
Premium deposit & unexpired risk reserve		1,139.02	997.34
Total Current Liabilities		7,747.63	7,209.88
Net Working Capital		3,916.90	4,037.57
Net Assets		7,080.96	6,908.57
Shareholders' Equity :			
Share capital		1,001.88	1,001.88
Share premium		0.14	0.14
Investment fluctuation fund		1,078.65	1,072.28
Reserve & provisions		5,000.29	4,834.26
Total Shareholders' Equity		7,080.96	6,908.57
NAV		7,080.96	6,908.57
NAVPS	17.00	70.68	68.96


Chairman


Director


Finance Controller


Managing Director & CEO


Company Secretary


1000000003090767

Green Delta Insurance Company Limited
Consolidated Statement of Profit or Loss and Other Comprehensive Income (Un-audited)
For the period ended 30 September 2023

Particulars	Notes	BDT In Million			
		Jan. - Sep. 2023	Jan. - Sep. 2022	July - Sep. 2023	July - Sep. 2022
Gross premium		3,500.28	3,258.85	1,156.16	1,107.81
Re-insurance premium		(2168.35)	(2010.74)	(717.97)	(643.85)
Net Premium	9.00	1,331.94	1,248.11	438.20	463.96
Re-insurance commission		477.43	452.55	140.60	161.68
Management expenses		(451.01)	(441.34)	(151.03)	(155.20)
Agency commission		(225.60)	(197.67)	(67.55)	(65.53)
Net claim		(419.16)	(298.05)	(180.24)	(172.75)
Un-expired risk-2022		526.68	446.42	197.83	136.14
Un-expired risk-2023		(548.80)	(526.68)	(175.69)	(197.83)
A. Underwriting Profit		691.48	683.35	202.12	170.47
Investment income & others		244.14	262.38	60.35	55.45
Brokerage commission and others		135.57	113.46	69.95	47.06
B. Investment and Others Income		379.71	375.84	130.30	102.51
Total Income (A+B)		1,071.20	1,059.18	332.42	272.98
Non-operating management expenses		(440.21)	(363.82)	(140.57)	(127.04)
Net Profit Before Tax		630.99	695.36	191.85	145.94
Income tax expenses		(215.79)	(211.46)	(65.04)	(46.97)
Net Profit After Tax		415.20	483.91	126.81	98.97
Earning Per Share (EPS)		13.00	4.14	4.83	1.27
					0.99


Chairman

Finance Controller


Director


Managing Director & CEO

Company Secretary

1000000003090767

Green Delta Insurance Company Limited
Consolidated Statement of changes in shareholders' Equity (Un-audited)
For the period ended 30 September 2023

Particulars	BDT In Million									
	Share Capital	Share Premium	Reserve for Exceptional Losses	General Reserve	Dividend Equalisation Fund	Revaluation Reserve	Investment Fluctuation Fund	Retain Earnings	Total	
Balance at 1st January' 2023	1,001.88	0.14	1,587.37	183.40	110.00	1,048.68	1,072.28	1,904.82	6,908.57	
Cash Dividend	-	-	-	-	-	-	-	(250.47)	(250.47)	
Profit after tax	-	-	-	-	-	-	-	415.20	415.20	
Appropriation to reserve	-	-	66.60	0.04	-	-	6.37	(65.34)	7.66	
Balance as at 30 September 2023	1,001.88	0.14	1,653.97	183.44	110.00	1,048.68	1,078.65	2,004.21	7,080.96	
Balance as at 30 September 2022	1,001.88	0.14	1,563.65	180.03	110.00	1,062.08	1,110.22	1,725.54	6,753.55	

A. I. A. C. M.
Chairman

[Signature]
Director

[Signature]
Managing Director & CEO


[Signature]
Finance Controller

[Signature]
Company Secretary




**Green Delta Insurance Company Limited
Consolidated Cash Flow Statement (Un-audited)
For the period ended 30 September 2023**

	BDT In Million	
	Jan. - Sep. 2023	Jan. - Sep. 2022
Cash flows from operating activities:		
Collection from premium & other income	4,609.96	8,194.93
Payments for management expenses, re-insurance & claims	(3,622.66)	(7,350.77)
Income tax paid	(317.88)	(464.68)
Total cash flows from operating activities	669.42	379.48
Cash flows from Investing activities:		
Disposal/(acquisition) of fixed assets	6.90	(33.11)
Disposal/(acquisition) of short term investment	(34.58)	398.06
Disposal/(acquisition) of long term investment	(492.74)	(126.66)
Investment fluctuation in Share	2.16	(368.10)
Total cash flows from investing activities	(518.25)	(129.81)
Cash flows from financing activities:		
Share Capital	150.00	0.00
Dividend paid	(250.47)	(341.19)
Interest paid	(148.54)	(119.78)
Bank overdraft	170.23	205.31
Loan to received	14.56	52.63
Total cash flows from financing activities	(64.22)	(203.03)
Net cash flows	86.96	46.65
Opening cash & bank balance	1,728.21	1,605.10
Closing cash & bank balance	1,815.17	1,651.75
NOCFPS	6.68	3.79


Chairman


Director


Managing Director & CEO


Finance Controller


Company Secretary

1000000003090767